



Essential care delivery for a distributed workforce

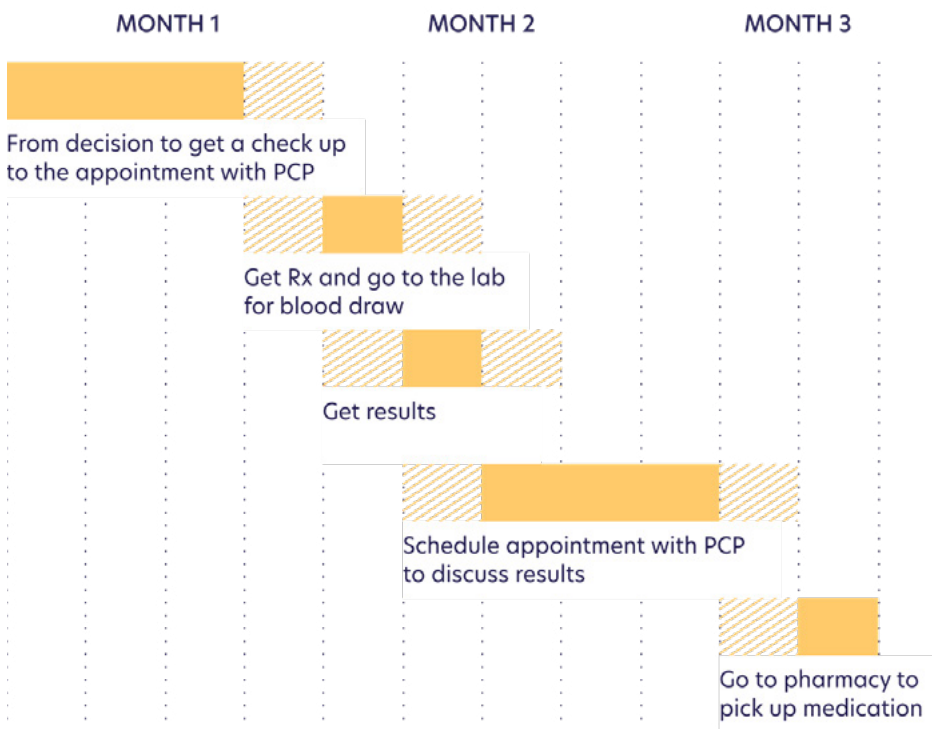
| Lower healthcare costs with accessible, patient-centric preventive care delivery

Introduction

Traditional preventive care is broken, and primary care providers alone can't systematically prevent costly health conditions. [Color Essential Care](#) delivers hybrid (in-person and at home) preventive screening, chronic condition programs for people with elevated levels – and proactive care navigation for people reluctant to engage post-screen. With Essential Care, employers can identify and address cardiometabolic diseases, mental health conditions, and cancers, before they become a problem.

Essential Care works by increasing care availability – to anywhere it is needed – and eliminating the access barriers, unnecessary delays, and steps of traditional healthcare without removing important clinical touch points.

• Traditional Care Model



• Color's Redesigned Care Model



Note: Process time ranges are approximate

Color's Essential Care Solution



Target high-burden, high-cost conditions

Our program focuses on addressing the highest-burden diseases to identify underdiagnosed conditions early before they become a high cost claim. Each health condition covered follows established clinical guidelines and protocols, with all of our clinicians trained for the highest possible clinical rigor.



Condense steps and time to access care

Color removes unnecessary steps in the process, streamlining care for patients in a fraction of the time— what once took up to 6 months can now be done in 2 weeks. By simplifying the process, we're able to increase engagement among populations that have traditionally not engaged with healthcare.



Lower costs per patient

Color helps organizations engage employees before their high-cost condition becomes a claim, helping employers save on healthcare costs down the road. Our services cost 50-60% less than traditional primary care providers, which can also help employers realize savings as soon as year-one.



Right-size care programs based on risk levels

Color helps you and your employees understand their level of risk for disease. This allows our clinicians to build care plans that ensure those at a higher risk are routed to any necessary follow-on care and follow up on their provided action plans.



Ongoing care management

Color ensures that those who need it have access to ongoing care, either through Color Care Management or by maximizing utilization of your existing benefits. When an employer shares details of their other benefits providers and their highest-priority programs, we can manage handoffs to those programs to make sure your employees are engaging with their benefits as you intended.



Early visibility into claims

Our dashboard gives you the ability to view population health risks – including those not provided by primary care physicians. This allows you to make more informed decisions about which healthcare benefits you may want to prioritize based on the unique needs of your population.

We designed our preventive care programs to cover the conditions that drive the biggest employer spend and are most common amongst employee populations including:




Cardiometabolic

Hypertension (high blood pressure)
Hyperlipidemia (high cholesterol)
Pre-Diabetes and Diabetes
Liver function



Cancer Risk

Colorectal
Lung
Breast
Cervical
Prostate



Mental Health

Anxiety
Depression



Gaps in care & modifiable risks

Modifiable risks (e.g. smoking status)
Screening compliance

What does an Essential Care program look like for your workforce?

A tailored program managed across screening, testing, resulting and ongoing care

1.



Eligible members create a Color account and enroll to claim an Essential Care Kit, which can be mailed home or picked up onsite.

2.




Screenings are easily completed through a brief online assessment, a finger prick and a blood pressure cuff (for cardiometabolic conditions); results are then returned digitally.

3.



Results are typically available within a day. Our clinicians provide consultations to members on request for any questions and routing to follow-up care.

4.



Based on their health risk profile, participants are directed to appropriate next steps by Care Navigators. For participants who meet eligibility requirements, we can support them with enrolling in available care management programs – for diabetes, hypertension, hyperlipidemia, behavioral health needs, and more. Color offers these programs directly or can provide warm handoffs to other benefits platforms.

Interested in learning more about how Color can support your organization?

Get in contact

Spotlight: Teamsters Health & Wellness Fund

A new healthcare model for members where and when they need it



4x

Higher utilization with Color versus average utilization in Teamsters wellness programs

96%

Of participants with high-risk results for actionable cardiometabolic conditions, chronic issues, or cancer

20%

Of members surveyed had not visited a doctor in the past year

82%

Scheduled a follow-up with their PCP after receiving their results



831 Mitten Rd. #100,
Burlingame, CA 94010

color.com

Color, a health technology company, makes population-scale healthcare programs accessible, convenient, and cost-effective for everyone. We power large-scale precision health programs for employers, health systems, research, and national health initiatives. Color does this by partnering closely with organizations to improve consistent and equitable access, focused first on prevention, but also supporting the employee throughout the healthcare process.